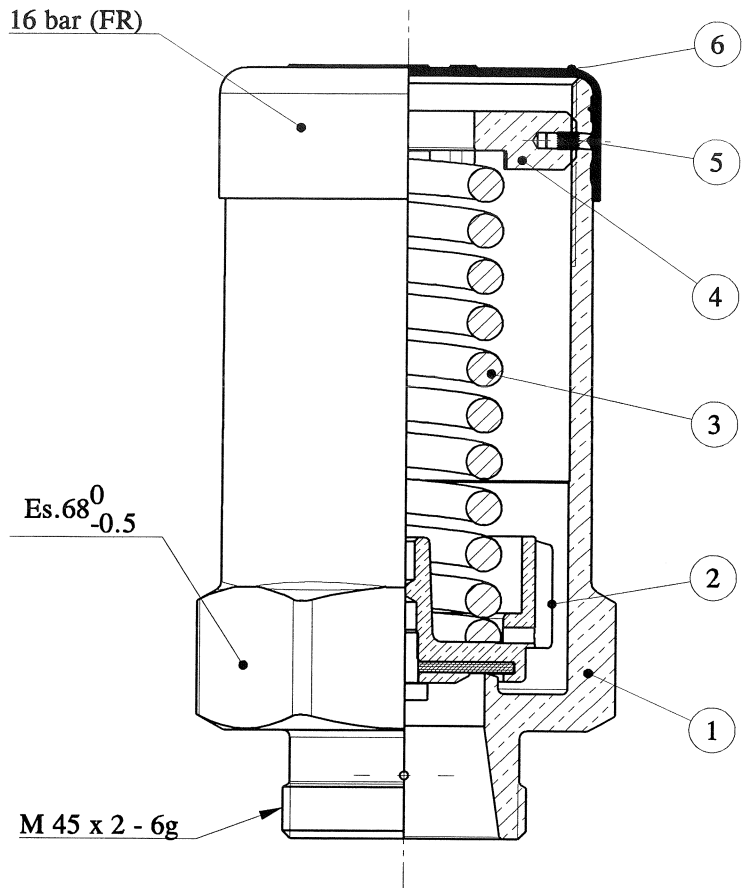






This drawing cannot be reproduced nor given to a third party without a written authorization by CAVAGNA GROUP DIV. OMECA S.p.a (ITALY)



In accordance with Specifications Techniques CFBP MA.PV/ST.29



Markings:

- OMECA
- Month (from 1 to 9 until september and O-N-D for the last three months) and two last figures of year of construction (H=4 mm Min)
- 16 bar
- -40°C
- 109.3 m³/min - 120%
- VS 456
- Symbol  (symbol as per drawing 2001100023)
-   (see 2001101737)
-  (Interchangeability symbol)

6	Cap - black color	1	1001105015
5	Pin	1	1401100009
4	Spring retainer	1	0801100084
3	Spring	1	0701100123
2	Assembled piston	1	0309500337
1	Machined body	1	0101504199
POS	DENOMINATION	Q.	DRAW NR.

DESCRIPTION		Safety relief valve					
 	GEN. TOLL. ±-	GEN. FILL. R -	ANG. TOLL. ±-	DRAFT -	SCALE 7:10	SHEET 1 / 1	
	RESPONS.	DRAWN		ISSUE		MATERIAL	
	DATE	27-07-92		30-07-92			
	SIGNATURE	Bertoglio		Donini			
	ACTIVITY	NUMBER	PROJECT	DRAW NUMBER			
		INDEX	REFERENCE				
	19208	09069	7001900015				
	Treccani	7021900015					
	A4	-					